

# TWO MALLET FUNDAMENTALS

12 Major Scales, Arpeggios and Exercises

*Presented by*

**VIC FIRTH<sup>®</sup>**

**BALTER  
MALLETS**

TEST YOUR SKILLS WITH OUR ONLINE PLAY-ALONG TRACKS!  
[www.vicfirth.com/2-mallet-fundamentals.html](http://www.vicfirth.com/2-mallet-fundamentals.html)

**VIC FIRTH** BALTER MALLETs

**TWO MALLET FUNDAMENTALS**

Practice your scales and exercises online! [www.vicfirth.com/2-mallet-fundamentals.html](http://www.vicfirth.com/2-mallet-fundamentals.html)

Major Scales and Arpeggios

C F B<sup>b</sup> E<sup>b</sup>

A<sup>b</sup> D G B

E A D G

Two Mallet Exercises Practice these exercises in all 12 Major Keys.

1 GREEN STUDY #1 2 GREEN STUDY #2 3 THIRDS

4 DOUBLE STICKING 5 DOUBLE STOPS 6 ARPEGGIO INVERSIONS

Chromatic Scale

Recommended Keyboard Mallets

BELLS/XYLOPHONE VIBES MARIMBA

Download a copy of the

# TWO MALLET FUNDAMENTALS POSTER

[www.vicfirth.com/2-mallet-fundamentals.html](http://www.vicfirth.com/2-mallet-fundamentals.html)

## Recommended Keyboard Mallets

Very Hard – Bright and Cutting  
**M135 - Bells / Xylo**

Medium Hard – Dark and Bold  
**M134 - Bells / Xylo**

Medium - Warm and Clear  
**BBB11 - Bells / Xylo**

Medium Hard – Warm and Articulate  
**BBB8 - Xylo / Mar**

Medium Hard – Clear and Articulate  
**B22R - Vibes**

Medium – All Purpose Mallet  
**B23R - Vibes / Mar**

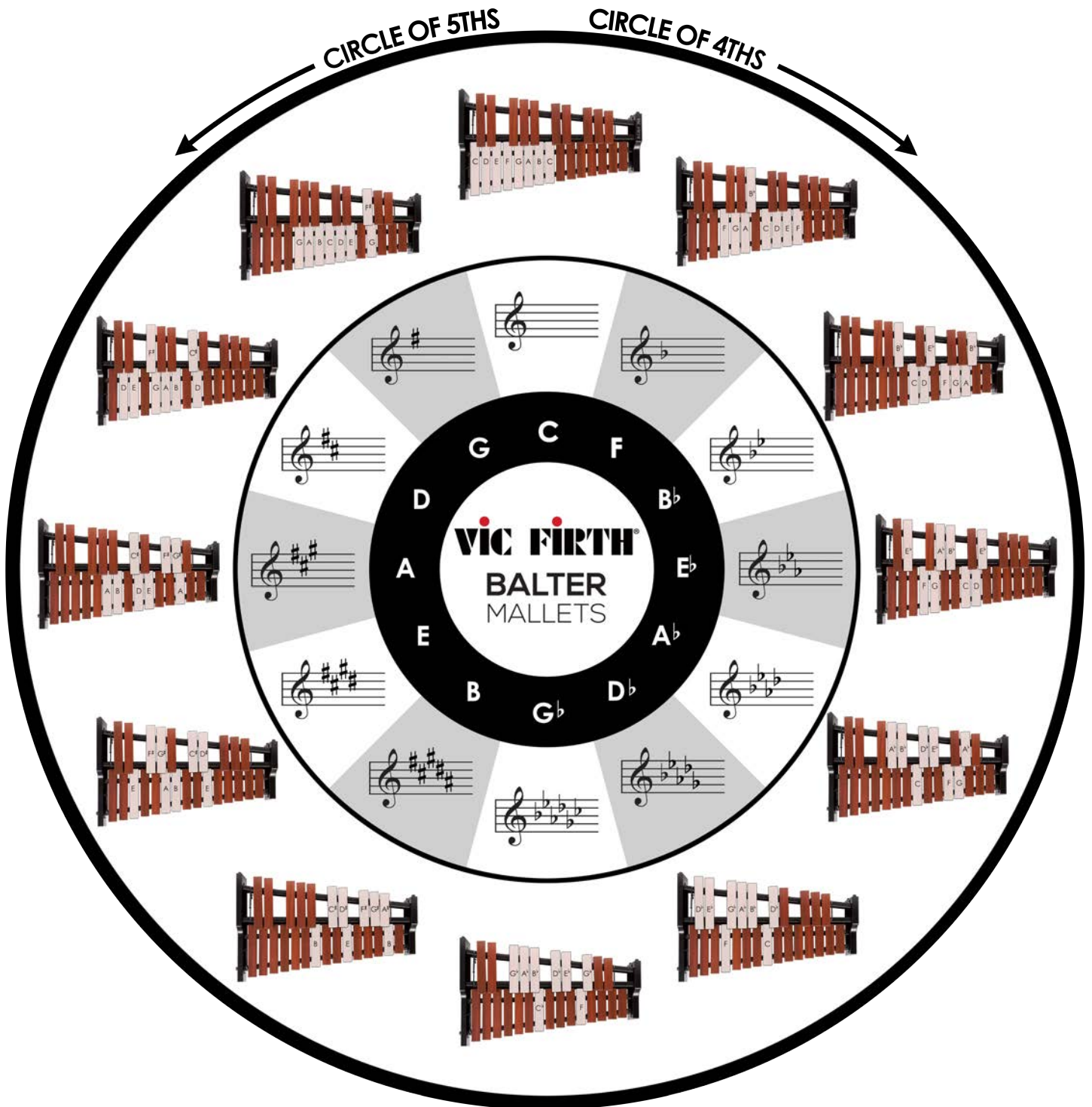
Medium – All Purpose Medium Mallet  
**M212 - Marimba**

Medium Soft – Full, Warm Sound  
**M211 - Marimba**

**BELLS/XYLOPHONE VIBES MARIMBA**

# 12 Major Scales

AND KEY SIGNATURES



# C MAJOR



## ONE OCTAVE SCALE & ARPEGGIO



## TWO OCTAVE SCALE & ARPEGGIO



## 1 GREEN STUDY #1



## 2 GREEN STUDY #2



## 3 THIRDS



## 4 DOUBLE STICKING





## 5 DOUBLE STOPS



## 6 ARPEGGIO INVERSIONS



# F MAJOR



## ONE OCTAVE SCALE & ARPEGGIO



## TWO OCTAVE SCALE & ARPEGGIO



## 1 GREEN STUDY #1



## 2 GREEN STUDY #2



## 3 THIRDS



## 4 DOUBLE STICKING




## 5 DOUBLE STOPS



## 6 ARPEGGIO INVERSIONS



# B<sup>b</sup> MAJOR



## ONE OCTAVE SCALE & ARPEGGIO



## TWO OCTAVE SCALE & ARPEGGIO



## 1 GREEN STUDY #1



## 2 GREEN STUDY #2



## 3 THIRDS



## 4 DOUBLE STICKING




## 5 DOUBLE STOPS



## 6 ARPEGGIO INVERSIONS



# E<sup>b</sup> MAJOR



## ONE OCTAVE SCALE & ARPEGGIO



## TWO OCTAVE SCALE & ARPEGGIO



## 1 GREEN STUDY #1



## 2 GREEN STUDY #2



## 3 THIRDS



## 4 DOUBLE STICKING




## 5 DOUBLE STOPS



## 6 ARPEGGIO INVERSIONS



# A<sup>b</sup> MAJOR



## ONE OCTAVE SCALE & ARPEGGIO



## TWO OCTAVE SCALE & ARPEGGIO



## 1 GREEN STUDY #1



## 2 GREEN STUDY #2



## 3 THIRDS



## 4 DOUBLE STICKING



## 5 DOUBLE STOPS




## 6 ARPEGGIO INVERSIONS





# D<sup>b</sup> MAJOR



## ONE OCTAVE SCALE & ARPEGGIO



## TWO OCTAVE SCALE & ARPEGGIO



## 1 GREEN STUDY #1



## 2 GREEN STUDY #2



## 3 THIRDS



## 4 DOUBLE STICKING



## 5 DOUBLE STOPS



## 6 ARPEGGIO INVERSIONS



# C# MAJOR



F#, C#, G#, D#, A#, E#, B#



## ONE OCTAVE SCALE & ARPEGGIO



## TWO OCTAVE SCALE & ARPEGGIO



### 1 GREEN STUDY #1



### 2 GREEN STUDY #2



### 3 THIRDS



### 4 DOUBLE STICKING




### 5 DOUBLE STOPS



### 6 ARPEGGIO INVERSIONS



# G<sup>b</sup> MAJOR



## ONE OCTAVE SCALE & ARPEGGIO



## TWO OCTAVE SCALE & ARPEGGIO



## 1 GREEN STUDY #1



## 2 GREEN STUDY #2



## 3 THIRDS



## 4 DOUBLE STICKING



## 5 DOUBLE STOPS




## 6 ARPEGGIO INVERSIONS





# B MAJOR



## ONE OCTAVE SCALE & ARPEGGIO



## TWO OCTAVE SCALE & ARPEGGIO



## 1 GREEN STUDY #1



## 2 GREEN STUDY #2



## 3 THIRDS



## 4 DOUBLE STICKING



## 5 DOUBLE STOPS




## 6 ARPEGGIO INVERSIONS



# C<sup>b</sup> MAJOR



B<sup>b</sup>, E<sup>b</sup>, A<sup>b</sup>, D<sup>b</sup>, G<sup>b</sup>, C<sup>b</sup>, F<sup>b</sup>



## ONE OCTAVE SCALE & ARPEGGIO



## TWO OCTAVE SCALE & ARPEGGIO



## 1 GREEN STUDY #1



## 2 GREEN STUDY #2



## 3 THIRDS



## 4 DOUBLE STICKING




## 5 DOUBLE STOPS



## 6 ARPEGGIO INVERSIONS



# E MAJOR



## ONE OCTAVE SCALE & ARPEGGIO



## TWO OCTAVE SCALE & ARPEGGIO



## 1 GREEN STUDY #1



## 2 GREEN STUDY #2



## 3 THIRDS



## 4 DOUBLE STICKING




## 5 DOUBLE STOPS



## 6 ARPEGGIO INVERSIONS



# A MAJOR



## ONE OCTAVE SCALE & ARPEGGIO



## TWO OCTAVE SCALE & ARPEGGIO



## 1 GREEN STUDY #1



## 2 GREEN STUDY #2



## 3 THIRDS



## 4 DOUBLE STICKING



## 5 DOUBLE STOPS





## 6 ARPEGGIO INVERSIONS





# D MAJOR



## ONE OCTAVE SCALE & ARPEGGIO



## TWO OCTAVE SCALE & ARPEGGIO



## 1 GREEN STUDY #1



## 2 GREEN STUDY #2



## 3 THIRDS



## 4 DOUBLE STICKING



## 5 DOUBLE STOPS



## 6 ARPEGGIO INVERSIONS



# G MAJOR



## ONE OCTAVE SCALE & ARPEGGIO



## TWO OCTAVE SCALE & ARPEGGIO



## 1 GREEN STUDY #1



## 2 GREEN STUDY #2



## 3 THIRDS



## 4 DOUBLE STICKING





## 5 DOUBLE STOPS



## 6 ARPEGGIO INVERSIONS



# CHROMATIC SCALE



## ONE OCTAVE CHROMATIC SCALE



## TWO OCTAVE CHROMATIC SCALE



TEST YOUR SKILLS WITH OUR ONLINE PLAY-ALONG TRACKS! [www.vicfirth.com/education.html](http://www.vicfirth.com/education.html)

**VIC FIRTH**<sup>®</sup>